

TROVE: NEWSPAPERS & MORE



Create an Account

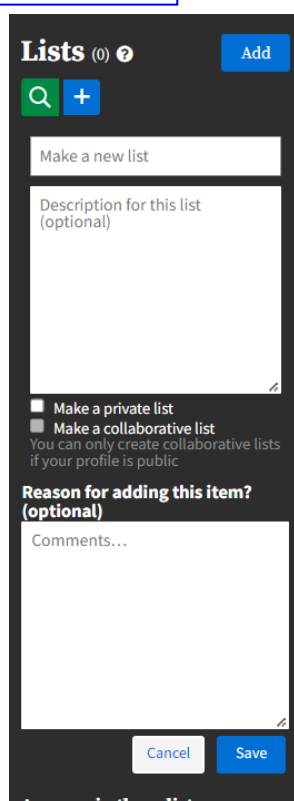
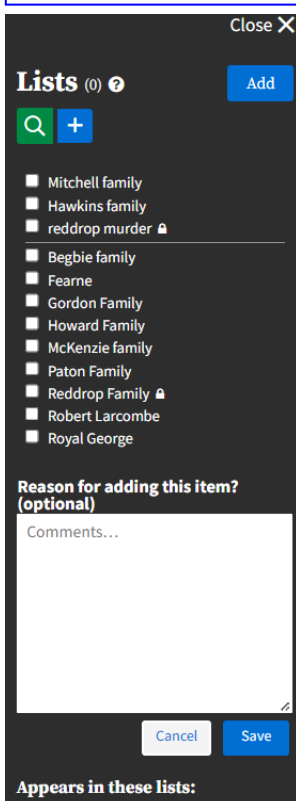
Although you can search the collection without an account it is worthwhile establishing one to help you. This is free.

This will allow you to make corrections to text, create lists, tags and notes. That means that you can have a filing system with your articles and allows you to sort them to easily find them again. Simply click on **Sign Up** to open an account.

I create lists by family name but have also used a full name when there is a lot of information. I have also created lists for a other purposes, such as a ship I was trying to find more about.

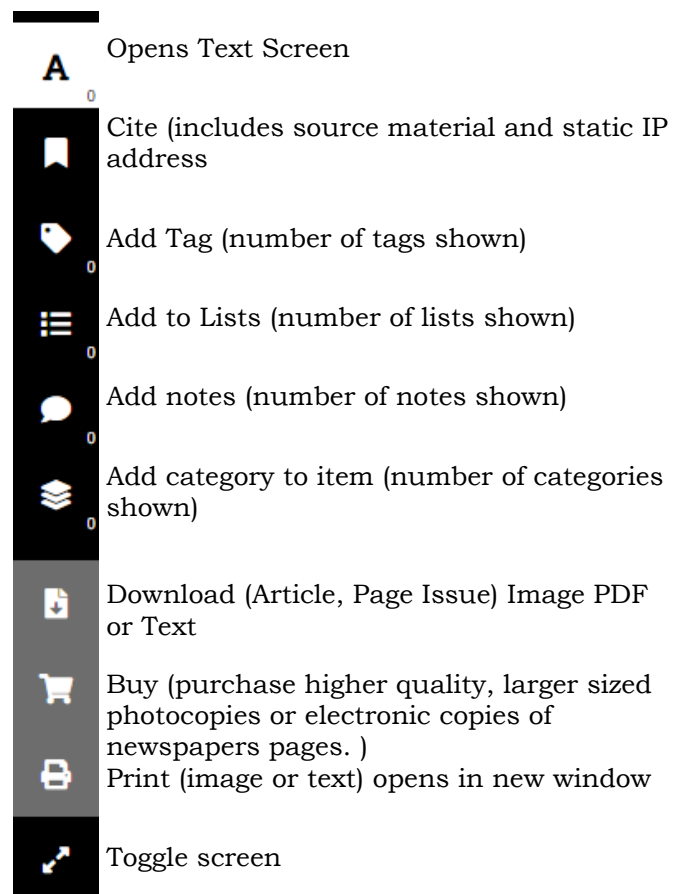


To view your lists after you have logged in select Lists under your User name.



To add an item to a list when you have an article open click on the Lists icon and select the list you want to add it to. To create a new list click on the + sign. A list can be public (other people can see your list) or private (only you can see the list).

When you have an item open you will have a Menu Bar on the left:



Searching Trove

To search the collection simply type in the search box. You can select **Advanced Search** to limit to a category. Trove has much more than newspapers. Capitalization of words or not will not affect search results.



When doing a general search the results will appear from all categories. Always check the complete list, you never know what you will find. If there are extra items nor shown there will be a link to them.

Browse articles by

Newspapers & Gazettes

You can also select a paper to browse. Select EXPLORE from the menu, then select how you wish to browse. (Note that papers with 'The' in the title (eg The Newcastle Morning Herald) is listed under the second word). The icon next to the title will give information on the newspaper. Once you have selected a date it will show the pages of that issue. Selecting a page will list the categories. Please be aware that not all categories are specified.

Refine results

You can refine your results by:

Type: limit to a category

Place: limit to a state.

Title: this list shows the Newspaper name and number of results, you can limit to a specific newspaper.

Category: type of article (Family Notices, Advertisement, etc)

Date Range: select a decade, once a decade is selected you can select a year within that decade.

Illustration Type: will allow a choice if illustrations are available.

Word Count: options for the number of words in a result.

To remove the limit on the search simply click on the selection again and all results will show.

Search Tips

Use quotation marks on a name or place:

"George edward wright" Also search **"wright George edward"** Also search **"G E Wright"** **"wright g e"**

To alter the number of words between search words **"George Edward wright"~2**

This will limit to 2 words between the search words (you can vary this number as you like) you can use 0 (zero) no words between those specified.

Looking for a married woman try searching **"Mrs G E wright"**

Use **AND / OR / NOT** Boolean search terms, these must be capitalized and no quote marks.

"George Edward wright" OR "G E Wright"
"George Edward wright" AND hill end

The search can also be combined

"George Edward wright" OR "George Edward wright" AND hill end

"George Edward wright" OR "G E Wright" NOT Victoria

An exact search

fulltext:"george Edward wright"~0

If you have limited your search to category use the links at the top of the page to change categories.

If you have logged in you are able to edit text and save the image to a list. This gives you correct text to download and also it is easier to find the image in the future.

Always copy the static IP address and save it as a source for the newspaper article.

Browse the paper/s on the day your were born, or when your parents married. Early reports of marriages and other events can have a lot of detail included.

While researching an ancestor's enlistment in WWI I read the newspapers for a week before he enlisted and found they were having a big recruitment drive to get more volunteers. I also found an article about his farewell in the little country town his parents lived in.